

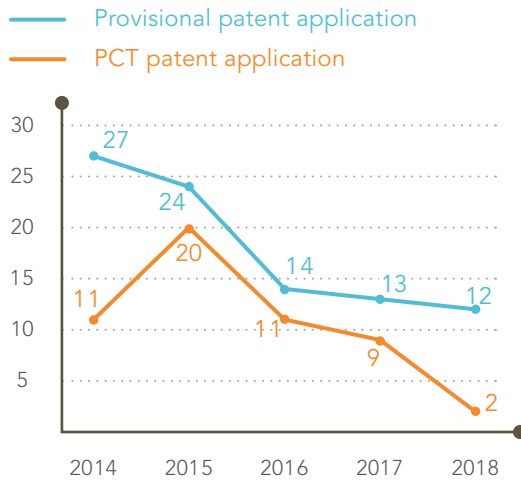


TECHNOLOGY TRANSFER

Disclosures



Patent Applications



Stellenbosch University trade marks registered

559 Registered



196 Pending

Australia France Japan

7 4 2

European Union USA

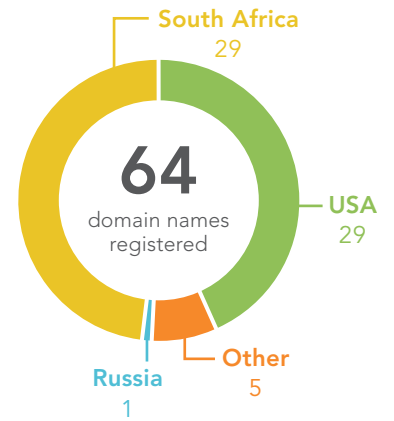

2 5

South Africa

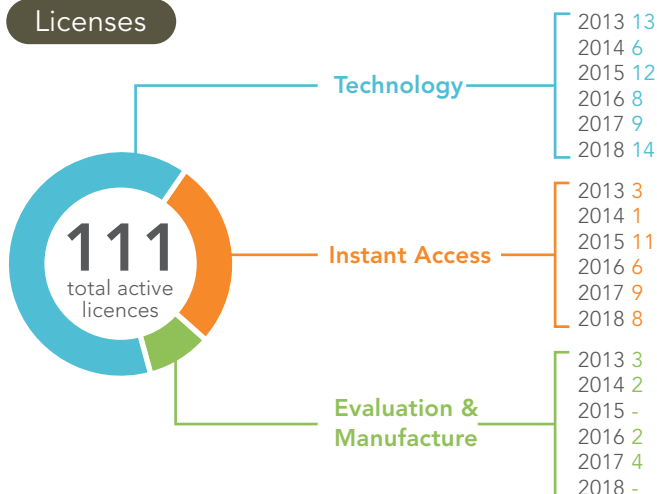
539/196

National Patent Applications

SA YTD: 6
 EU 2017: 5
 USA 2017: 8
 Other Countries: 7



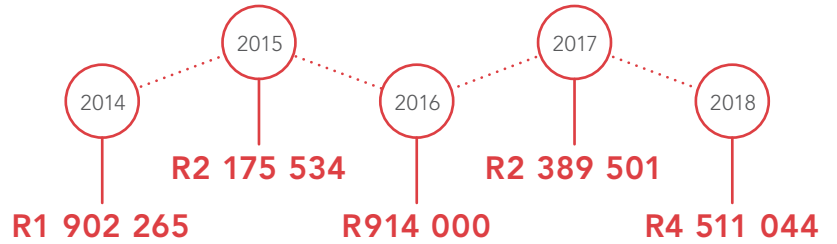
Licenses



TIA Seed Funding

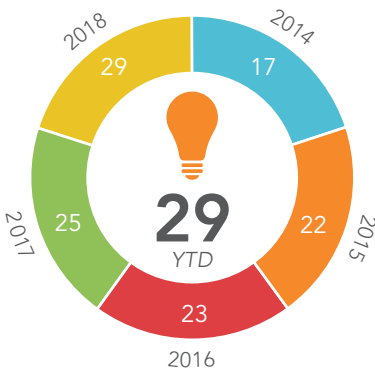


NIPMO Support



SPIN-OUT COMPANIES AND EQUITY

Number of Spin-out Companies



Number of Employees




Number of employees in our group of companies 267 TYD

Turnover R'000



SHORT COURSES AND COPYRIGHT

Registered and Approved Short Courses 510 YTD



Student Registrations Student registrations 15 056 YTD

2015 **14 634**



Including 4 980 USB-ED student registrations

2016 **15 936**



Including 5 573 USB-ED student registrations

2017 **16 932**



YTD Including 6 051 USB-ED student registrations

2018 **15 056**



YTD Including 5 136 USB-ED student registrations

SU Short Courses Income R48,1M YTD

