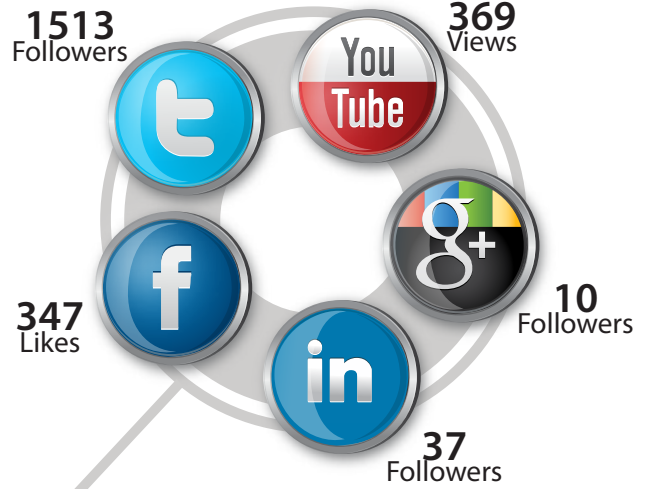


# LAUNCHLAB ACTIVITY REPORT

## WHERE DID YOU HEAR ABOUT US?



## ONLINE ACTIVITY UP TO 25/03/2014



## OCCUPIED WORKSPACE BY TENANTS



## FREE ACCELERATION HOURS



## NEW JOBS CREATED WHILE AT THE LAUNCHLAB



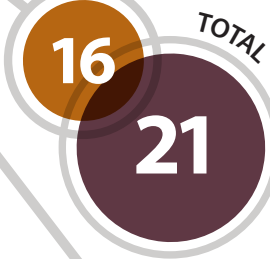
## NUMBER OF INTERNS USED BY LAUNCHLAB OR LAUNCHLAB TENANTS



## TOTAL ORIGINAL EMPLOYEES

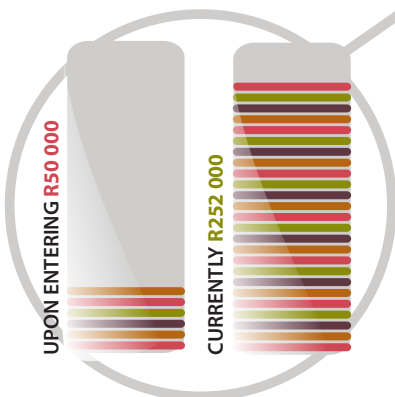


## CURRENTLY TOTAL



## BUSINESSES THAT MADE USE OF THE LAUNCHLAB

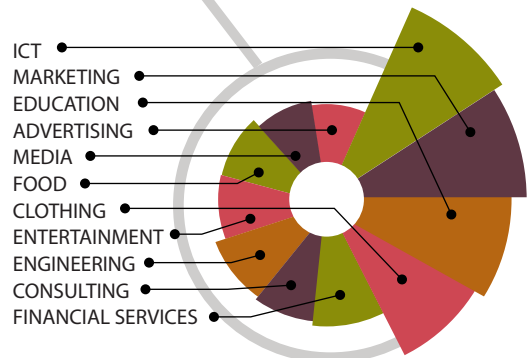
## TOTAL REVENUE OF BUSINESSES CURRENTLY AT LAUNCHLAB



## CLIENTS OF BUSINESSES AT LAUNCHLAB



## REPRESENTATION OF TENANTS PER INDUSTRY SECTOR



## **Infographic explained**

### **Where did you hear about us?**

Information includes current companies and those that left the LaunchLab.

### **Representation of tenants per industry sector**

Information includes current companies and those that left the LaunchLab.

### **Number of interns used by the LaunchLab and LaunchLab tenants**

Total interns used since the start of the LaunchLab

### **40:10**

The "40" refers to the original number of employees in businesses when they started at the LaunchLab including current companies and those who passed through the LaunchLab. The "10" refers to the number of jobs created in the time that these businesses spent at the LaunchLab.

### **Clients of businesses currently at the LaunchLab**

This information is for the current 16 tenants at the LaunchLab. This growth is over the whole period since the tenants could make use of the facilities in 2013 up to the beginning of February 2014.

### **Total revenue of businesses currently at the LaunchLab**

The growth in revenue is for the current 16 tenants at the LaunchLab. This growth is over the whole period since the tenants could make use of the facilities in 2013 up to the beginning of February 2014.